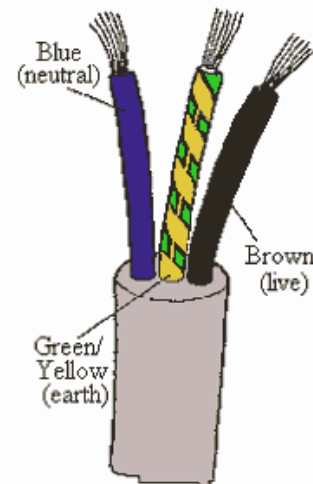
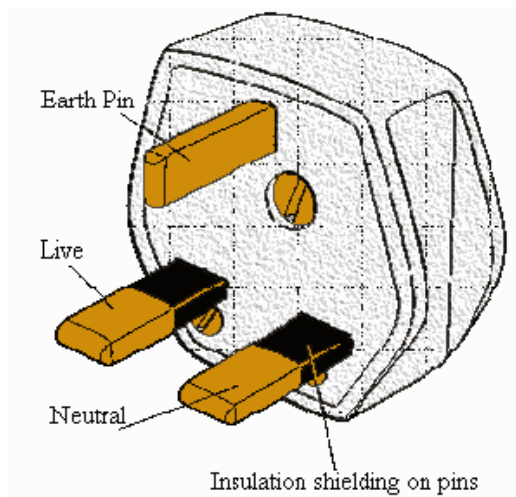
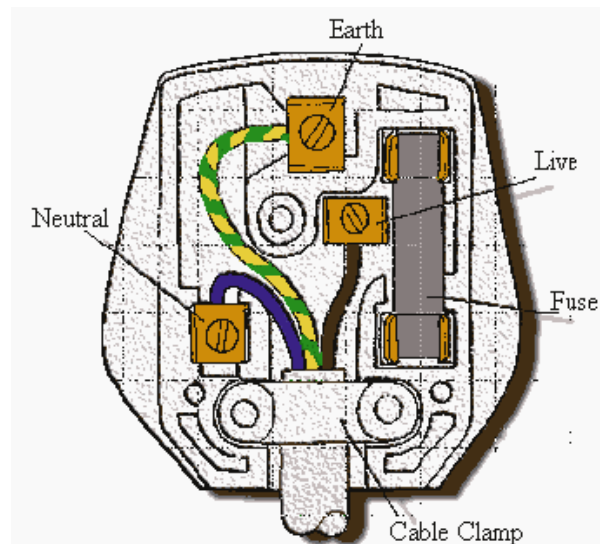


Wiring a Plug



6 Stages in Wiring A Plug

1. Loosen the cable clamp
2. Clamp the cable into the plug
3. Connect the Earth wire
4. Connect the Neutral wire
5. Connect the Live wire
6. Install the fuse



Safety Checks

- Ensure that the earth lead is the longest so that if the cable is accidentally pulled out of the plug the earth lead is the last to come free.
- Ensure that there is only about 1mm of bare wire showing next to the terminals.
- Ensure no insulation is trapped under screw heads.
- If applicable wires are to be wrapped clockwise around terminals.
- Don't nick wires.
- Ensure that there is no damaged insulation.
- Check that there are no whiskers (stray strands of wire sticking out).
- Check that all screws are tight and undamaged.
- Check that the cable retaining clamp (if fitted) is tight.
- Ensure that the correct fuse is fitted.